



EXHIBIT / ATTACHMENT

B

---

(To be scanned in place of tab)

## Exhibits of Letter Combinations and Unique Features

Notice the “te” combinations in the words “Listen.” The horizontal t-bar finishes to the right of the vertical t-stem by immediately starting into the formation of the letter “e.”

Ransom Note  
Line 2

Patsy Ramsey's  
Requested Exemplars  
R 0082

These are “fu” letter combinations from the words “carefully.” The horizontal f-bar connects to a lowercase “u” that does not completely finish on the right up stroke.

Ransom Note  
Line 2  
“carefully”

Patsy Ramsey's  
Requested Exemplars  
R 0036 “carefully”

There are occasions when the letters “r” are written consecutively, the first “r” touches the second “r.”

Ransom Note  
Line 26  
“arrange”

Patsy Ramsey's  
Requested Exemplars  
R 0099 “arrange”

Another letter combination which appears are the letters “ck.” Notice that the finishing stroke of the letter “c” touches the vertical stem of the letter “k” in the lower ¼ portion of the stem.

Ransom Note  
Line 28

Patsy Ramsey's  
Requested Exemplars  
R 0101 (3<sup>rd</sup>)

The two letter word “to”connection. See that the “o” continues from the t-bar, curves around counter clockwise finishing right below the t-bar.

Ransom Note  
Line 52

Patsy Ramsey's  
Requested Exemplars  
R 0054 Line 25

Here is a "nd" and a "er" combination in the words under.

Ransom Note  
Line 62

under | under

Patsy Ramsey's  
Requested Exemplars  
R 0082 (1<sup>st</sup>)

The lowercase "fo" connect in the words "foreign."

Ransom Note  
Line 4

foreign | foreign

Patsy Ramsey's  
Requested Exemplars  
R 0084

The capital "F" connects to the lowercase "o" in "Follow." Notice that the second, shorter F-bar touches the letter "o" on the top at approximately the 12:00 mark.

Ransom Note  
Line 53

Follow | Follow

Patsy Ramsey's  
Requested Exemplars  
R 0088

In the words "delivery" we see two sets of combinations. The "del" and "ery."

Ransom Note  
Line 26

dellery | dellery

Patsy Ramsey's  
Requested Exemplars  
R 0099 (1<sup>st</sup>)

Not only do the "cc's" touch in the words "account," but the initial stroke of some of the letter "c's" are short when compared to the copybook formation of the letter "c."

Ransom Note  
Line 13

account | account

Patsy Ramsey's  
Requested Exemplars  
R 0033

The lowercase "h" in the words "exhausting" is leaning out of alignment to the right.

exhasting | exhasting

Ransom Note  
Line 22

Patsy Ramsey's  
Requested Exemplars  
R 0099

The ending stroke of the "c" connects to the "e" below the oval formation if the "e".

Ransom Note  
Line 38

Police | police

Patsy Ramsey's  
Requested Exemplars  
R 0054

The "t" touches in the words "letter."

Ransom Note  
Line 11

letter | letter

Patsy Ramsey's  
Requested Exemplars  
R 0098

The "tr" and "cti" connect in the word "instructions" and "instruction."

Ransom Note  
Line 29

instructions | instruction

Patsy Ramsey's  
Requested Exemplars  
R 0098

The "fa" and "ct" combination in the words "faction." Also note where the ending stroke of the letter "c" touches the letter "t." The "c" touches the initial portion of the t-bar.

Ransom Note  
Line 4

fiction | faction

Patsy Ramsey's  
Requested Exemplars  
R 0080

Another set of letter combinations are in the words "them." The "th" and "em."

Ransom Note  
Line 36

them | them

Patsy Ramsey's  
Requested Exemplars  
R 0054

The "rep" in "represent" touch when the word is written.

Ransom Note  
Line 3

represent | represent

Patsy Ramsey's  
Requested Exemplars  
R 0036

The two letter word combination “so” connection. Notice the that the last lower curvature of the letter “s” is where the connection point takes place.

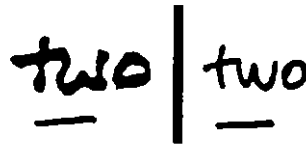
Ransom Note  
Line 35



Patsy Ramsey's  
Requested Exemplars  
R 0049

The “tw” combination in the word “two” is formed when the t-bar stroke continuously goes into the formation of a letter “w.”


Ransom Note  
Line 33



Patsy Ramsey's  
Requested Exemplars  
R 0034

There are actually 2 letter combinations within the word “found.” Notice that the “fo’ and “nd” connect.

Ransom Note  
Line 47



Patsy Ramsey's  
Requested Exemplars  
R 0034

In the word “make” you will see that the finishing stroke of the “k” leads right in to the formation of the letter “e” for a “ke” combination.

Ransom Note  
Line 15



Patsy Ramsey's  
Requested Exemplars  
R 0036

The letters “t” and “o” also connect when the letters are written within a word. In this case when the “t’s” and “o’s” connect, the “o” formation resembles a teardrop shape dropping from the end of the t-bar.



Ransom Note  
Line 24

Patsy Ramsey's  
Requested Exemplars  
R 0081 (2<sup>nd</sup>)

Patsy Ramsey's  
Requested Exemplars  
R 0023

In this example, the word "earlier" has a "rl" letter combination.

Ransom Note  
Line 26

earlier | earlier

Patsy Ramsey's  
Requested Exemplars  
R 0028

At times in both the ransom note and Patsy Ramsey's handwriting exemplars, the letter combination "r" and "o" will sometimes touch as they do here in the words "brown."

Ransom Note  
Line 19

brown | brown

Patsy Ramsey's  
Requested Exemplars  
R 0033

Not only do the letters "r" and "o" touch in this example, it can be seen that the "r" and "o" are formed in 1 continuous stroke. The ending stroke of the "r" continues counter clockwise to form a wide based teardrop "o."

Ransom Note  
Line 36

provoke | proper

Patsy Ramsey's  
Requested Exemplars  
R 0076

In the word "situation" you will sometimes find double letter combinations as exhibited here in "tu" and "ti."

situation | situation

Ransom Note  
Line 38

Patsy Ramsey's  
Requested Exemplars  
R 0054

In this example the “t” appears to be touching the “h” in the words “with.”

Ransom Note  
Line 49

with | with

Patsy Ramsey's  
Requested Exemplars  
R 0098 (2<sup>nd</sup>) “withdraw”

This example is different than the previous example that the “t” not only just touches the “h,” but in fact connects with an angular closed loop to the “h” stem.

Ransom Note  
Line 44

with | with

Patsy Ramsey's  
Requested Exemplars  
R 0078 Line 2

The letters “t” and “h” also touch in the word “think.”

Ransom Note  
Line 60

think | think

Patsy Ramsey's  
Requested Exemplars  
R 0037 Line 14

In addition to the words “with” and “think,” sometimes the “t” and “h” combination will be found in the word “southern.”

Ransom Note  
Line 63

southern | southern

Patsy Ramsey's  
Requested Exemplars  
R 0082 (3<sup>rd</sup>)

Observe the last 2 letters in the words “killing” and “remaining.” The “n” and “g” touch with the unusual upward, angular stroke of the “n” to the “g.”

killing | remaining

Ransom Note  
Line 61

Patsy Ramsey's  
Requested Exemplars  
R 0080 (3<sup>rd</sup>)

It is evident that the first 2 letters "el" in the words "electronic" touch. But that is not the only combination in this example. Also notice that the "ctro" are also connected.

electronic | electronic

Ransom Note  
Line 46

Patsy Ramsey's  
Requested Exemplars  
R 0100

In the words constant, the "co" at times touch.

Ransom Note  
Line 56

constant | constant

Patsy Ramsey's  
Requested Exemplars  
R 0082 (2<sup>nd</sup>)

The "ra" combination in the words "brain."

Ransom Note  
Line 58

brain | brain

Patsy Ramsey's  
Requested Exemplars  
R 0051 Line 18

The "ow's" touch in the word "now."

Ransom Note  
Line 65

now | now

Patsy Ramsey's  
Requested Exemplars  
R 0034 Line 17

Yes, the "nd" connect in this example, but what is unique about this connection is the angular horizontal ending stroke of the "n" before it touches the "d."

Ransom Note  
Line 47

found | and

Patsy Ramsey's  
Requested Exemplars  
R 0045 Line 9



The three letter combination of "str" from the words "stray." Note that the lowercase "r" is formed from the ending stroke of the t-bar.

Ransom Note  
Line 41

Patsy Ramsey's  
Requested Exemplars  
R 0076

In the words "rested" the "ted" usually touch.

Ransom Note  
Line 23

Patsy Ramsey's  
Requested Exemplars  
R 0084

This unusual combination is the "t-i" in the words "getting." Notice that in the first letter "t," the t-bar touches the second "t" right above where its t-bar starts. The t-bar of this second "t" also starts the formation of the lowercase cursive "i."

Ransom Note  
Line 55

Patsy Ramsey's  
Requested Exemplars  
R 0074 Line 14

In the words "immediate" there is the "te" combination

Ransom Note  
Line 30

Patsy Ramsey's  
Requested Exemplars  
R 0033

Sometimes in the words "your" the "ur" will touch...

Ransom Note  
Line 31

Patsy Ramsey's  
Requested Exemplars  
R 0086

...then there are other times that when "your" is written the "yo" touch. Both the ransom note and the handwriting exemplars of Patsy Ramsey contain both of these combinations (the "ur" and the "yo").

Ransom Note  
Line 39

Patsy Ramsey's  
Requested Exemplars  
R 0029

At times when "c" and "h" are written they touch. In this case, notice that the final stroke of the letter "c" is touching the "h" at the lower ¼ of the h-stem.

Ransom Note  
Line 51  
"chance"

Patsy Ramsey's  
Requested Exemplars  
R 0092  
(2<sup>nd</sup>) "Wittenbach"

In this case, the lowercase "g" is out of alignment.

Ransom Note  
Line 31

Patsy Ramsey's  
Requested Exemplars  
R 0061

This is another variation of the lowercase "g" which shows the lower portion of the "g" pulling towards the right before finishing with a leftward horizontal stroke.

Ransom Note  
Line 14

Patsy Ramsey's  
Requested Exemplars  
R 0030

In school, children are taught to form the comma with a stroke curving to the left “,” to create a comma. In this example, the comma deviates from the form that was taught. Notice how this comma takes a detour and ends with a rightward bent tail.

Ransom Note  
Line 13

\$ 100,000 | 1997,

Patsy Ramsey's  
Requested Exemplars  
R 0036

This example is of the number “0.” The zero ends with flat stroke which connects under the original starting point of the “0.”

Ransom Note  
Line 20 “10 a.m.”

0 | 0

Patsy Ramsey's  
Requested Exemplars  
R 0049 “100,000”

This example notes the 3 letter combination “che” of the words “attache.” The “h” has a compressed (“pointed”) hump and the final stroke of the “h” also starts the formation of the “e.”

attache | attache attache

Ransom Note  
Line 17

Patsy Ramsey's  
Requested Exemplars  
R 0024 (1<sup>st</sup> and 2<sup>nd</sup>) “attache”

Another 3 letter combination is “try” in the words “country.” The end of the t-bar starts the letter “r” and the ending stroke of the “r” starts into the letter “y.”

country | country country

Ransom Note  
Line 6

Patsy Ramsey's  
Requested Exemplars  
R 0080 (2<sup>nd</sup>)

Patsy Ramsey's  
Requested Exemplars  
R 0080 (3<sup>rd</sup>)

Sometimes when the word "instruction" is written, the "tru" connect...

instructions | instruction

Ransom Note  
Line 10

Patsy Ramsey's  
Requested Exemplars  
R 0080

...then there are other times where the "tr" connect.

instructions | instructions

Ransom Note  
Line 29

Patsy Ramsey's  
Requested Exemplars  
R 0070 (1<sup>st</sup>)

Another 3 letter combination, "ney" is found in the words "money."

money | money money

Ransom Note  
Line 18

Patsy Ramsey's  
Requested Exemplars  
R 0028

Patsy Ramsey's  
Requested Exemplars  
R 0098 (1<sup>st</sup>)

Then there is the 3 letter combination, "ter" in the words "daughter."

daughter | daughter

Ransom Note  
Line 28

Patsy Ramsey's  
Requested Exemplars  
R 0080

In addition is the similar 3 combination, "ter" in the words "counter" (from the full word "countermeasures").

counter | counter

Ransom Note  
Line 50

Patsy Ramsey's  
Requested Exemplars  
R 0080

In the words "instruct" there is the letter combination "tru."

Ransom Note  
Line 21

instruct | instruct

Patsy Ramsey's  
Requested Exemplars  
R 0099 (2<sup>nd</sup>)

Here is an example of a misplaced capital. A misplaced capital "F" is used when in fact a lowercase "f" is supposed to be used.

Ransom Note  
Line 52

iF | ~~of~~

Patsy Ramsey's  
Requested Exemplars  
R 0028

Another misplaced capital letter. In this example, the capital letter "L" is used in "resuLt" and in the word "wiLL."

Ransom Note  
Line 30

resuLt | wiLL  
↑ ↑

Patsy Ramsey's  
Requested Exemplars  
R 0093

It is easy to see that the lowercase "s" is out of alignment to the left in the following words.

constant | Ramsey | outsmart

Ransom Note  
Line 56

Ransom Note  
Line 1

Patsy Ramsey's  
Requested Exemplars  
R 0034 Line 9

This subtle example demonstrates the initial stroke of the lowercase "a" reaching above the hump of the letter "h."

unarrived | unarrived  
↓ ↓

Ransom Note  
Line 8

Patsy Ramsey's  
Requested Exemplars  
R 0033

The base of the lowercase “s” in “respect” is positioned up towards the intersecting point to the lower case “p.” This type of habitual letter placement is not conscious to a writer.



The image shows two handwritten examples of the word "respect" separated by a vertical line. In the first example, the lowercase 's' is positioned such that its base is near the top of the 'p'. In the second example, the 's' is written in a more standard, lower position.

Ransom Note  
Line 5

Patsy Ramsey's  
Requested Exemplars  
R 0080

Patsy Ramsey's  
Requested Exemplars  
R 0080

Earlier there was an example of a comma that deviated from the taught form. Here is an example of a reversed apostrophe.

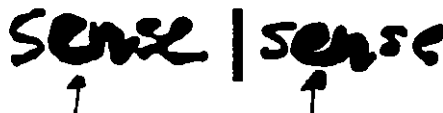


The image shows two handwritten examples: "Don't" and "holders". In "Don't", the apostrophe is written as a reversed curve. In "holders", the final letter 's' has a reversed, hook-like ending.

Ransom Note  
Line 58

Patsy Ramsey's  
Requested Exemplars  
R 0079

The “en” connection is evident in this example of the words “sense.” But, also look closer at the final angular upward stroke of the letter “n.”



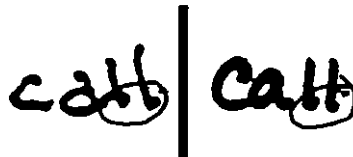
The image shows two handwritten examples of the word "sense" separated by a vertical line. Small arrows point to the 'en' connection in the first example and the final upward stroke of the 'n' in the second example.

Ransom Note  
Line 64

Patsy Ramsey's  
Requested Exemplars  
R 0086

The double “ll’s” in the examples “call” show that the ending strokes in the letters “ll” have a small toe-like final.

Ransom Note  
Line 20



The image shows two handwritten examples of the word "call" separated by a vertical line. Small circles highlight the final strokes of the double 'l's in both examples.

Patsy Ramsey's  
Requested Exemplars  
R 0049

These examples of “between” demonstrates that it is not unlikely for some letter openings to be filled in.



between | between

Ransom Note  
Line 20

Patsy Ramsey's  
Requested Exemplars  
R 0049

When the word “It” is written, it sometimes exhibits an “I”-stem that is curved to the right with the upper and lower “I”-bars compressing inward to the right. Even the “t” that is written next to the “I” has a slight rightward curve.



It | It

Ransom Note  
Line 64

Patsy Ramsey's  
Requested Exemplars  
R 0034 Line 17

## Exhibits Concerning Variations of Individual Letters

### Represented are 4 variations of "a's"

The upper portion of the typewriter-like formed "a" angles downward.

Ransom Note  
Line 7 "have"



Patsy Ramsey's  
Requested Exemplars  
R 0028 Line 12 "account"

This variation of the typewriter "a" gently curves downward.

Ransom Note  
Line 41 "Stray"

Ransom Note  
Line 39 "daughter"



Patsy Ramsey's  
Requested Exemplars  
R 0033 Line 13 "a.m."

This is to show that both the ransom note and the exemplars of Patsy Ramsey also utilize a copybook "a" in addition to the varied typewriter-like formed "a's."

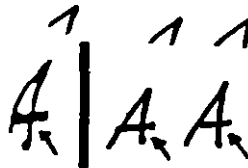
Ransom Note  
Line 49 "have"



Patsy Ramsey's  
Requested Exemplars  
R 0031 Line 1 "stray"

The capital "A's" in this example not only have pointed tops, but the pointed tops lean towards the right. The A-crossbar also extends through the letter to the right.

Ransom Note  
Line 29 "Any"



Patsy Ramsey's  
Requested Exemplars  
R 0023 "Athens"

Patsy Ramsey's  
Request Exemplars  
R0042 "Athens"



Represented are 3 variations of "b's"

These "b's" have an opened oblong base.

Ransom Note  
Line 22 "be"



Patsy Ramsey's  
Requested Exemplars  
R 0069 (3<sup>rd</sup>) "Wittenbach"

The top portion of the "b" stem slightly curves leftward.

Ransom Note  
Line 20 "between"



Patsy Ramsey's  
Requested Exemplars  
R 0042 "bank"

The copybook lowercase "b" reflects a "b" that is rounded. These examples show a deviation from that original from by having a pointed top.

Ransom Note  
Line 19 "bag"



Patsy Ramsey's  
Requested Exemplars  
R 0052 Line 4 "bag"

Represented are 2 variations of "c's"

The copybook letter "c" is a curved letter. In this example, the letter "c" is formed with a pronounced angle.

Ransom Note  
Line 2 "carefully"



Patsy Ramsey's  
Requested Exemplars  
R 0066 "account"

The final stroke of the letter "c" is elongated horizontally.

Ransom Note  
Line 29 "instructions"



Patsy Ramsey's  
Requested Exemplars  
R 0098 (2<sup>nd</sup>) "faction"

Represented are 3 variations of "d's"

Copybook lower case "d" displays a straight d-stem. In these examples, the d-stem bends inward and leftward where the round portion of the "d" is formed.

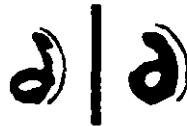
Ransom Note  
Line 31 "daughter"



Patsy Ramsey's  
Requested Exemplars  
R 0030 Line 3 "good"

The lowercase "d" is made in one continuous stroke with the top of the d-stem curving to the left.

Ransom Note  
Line 60 "around"



Patsy Ramsey's  
Requested Exemplars  
R 0030 Line 2 "don't"

The "d's" in this example are formed with the combination of a circle and a slanted curved stem.

Ransom Note  
Line 23 "advise"



Patsy Ramsey's  
Requested Exemplars  
R 0030 Line 1 "around"

Represented are 4 variations of "e's"

The top portions of the "e's" are pointed.

Ransom Note  
Line 16 "size"



Patsy Ramsey's  
Requested Exemplars  
R 0046 "gurantee"

The "e's" are formed with angular strokes.

Ransom Note  
Line 8 "unharmd"



Patsy Ramsey's  
Requested Exemplars  
R 0061 "anyong"

The "e's" appears at first glance to be of copybook form, but the noses of the "e's" are blunt.

Ransom Note  
Line 30 "immediate"

Patsy Ramsey's  
Requested Exemplars  
R 0054 Line 6 "see"

These "e's" have a diagonal slanted nose point.

Ransom Note  
Line 25 "early"

Patsy Ramsey's  
Requested Exemplars  
R 0070 (2<sup>nd</sup>) "possession"

The upper portion of these "e's" are filled in and end with a straight line.

Ransom Note  
Line 44 "tampered"

Patsy Ramsey's  
Requested Exemplars  
R 0071 (1<sup>st</sup>) "police"

Represented are 2 variation of "f's"

These "f's" have a trailing tail on the upper portion of the letter.

Ransom Note  
Line 4 "foreign"

Patsy Ramsey's  
Requested Exemplars  
R 0066 "find"

The vertical stem of the "F" is not perpendicular to the baseline. It ends with a rightward movement.

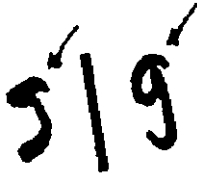
Ransom Note  
Line 4 "faction"

Patsy Ramsey's  
Requested Exemplars  
R 0028 "if"

Represented are 2 variation of "g's"

Note the over hanging stroke to the right of the "g's"

Ransom Note  
Line 58 "grow"



Patsy Ramsey's  
Requested Exemplars  
R 0046 Line 4 "good"

A right angle-like ending stroke is utilized when the copybook form is with an upward curved ending.

Ransom Note  
Line 28 "daughter"

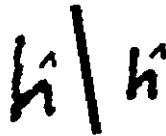


Patsy Ramsey's  
Requested Exemplars  
R 0029 "speaking"

Represented are 3 variation of "h's"

These "h's" consist of a straight h-stem with an angled hump.


Ransom Note  
Line 17 "the"



Patsy Ramsey's  
Requested Exemplars  
R 0074 Line 17 "home"

The top of the h-stem curves leftward, and the hump is slightly angled ending with a toe.


Ransom Note  
Line 59 "John"



Patsy Ramsey's  
Requested Exemplars  
R 0101 Line 11 "throughout"

These h-stems begin and end with a leftward foot in the upper and lower portion of the stem.

Ransom Note  
Line 61 "that"



Patsy Ramsey's  
Requested Exemplars  
R 0088 Line 9 "daughter"

Represented are 4 variation of "i's"

These I-stems are bent in the middle 1/3 section of the stem

Ransom Note  
Line 23 "If"



Patsy Ramsey's  
Requested Exemplars  
R 0079 (1<sup>st</sup>) "Inden"

These I-stems are bent in the upper 1/3 section of the stem.

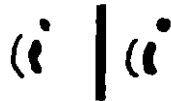
Ransom Note  
Line 38 "F.B.I."



Patsy Ramsey's  
Requested Exemplars  
R 0033 Line 14 "I"

The stem of these lowercase "i's" are bent.

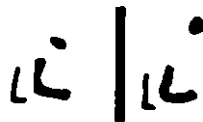
Ransom Note  
Line 64 "is"



Patsy Ramsey's  
Requested Exemplars  
R 0045 "Patricia"

These lowercase "i's" have an elongated foot extending rightward.

Ransom Note  
Line 13 "will"



Patsy Ramsey's  
Requested Exemplars  
R 0088 "instructions"

Represented is an uppercase "J"

These uppercase "J's" have an upper crossbar which bends downward. In addition, the bowl of the "J" bends abruptly to the left instead of a gentle curve which is taught in the copybook "J."

Ransom Note  
Line 59 "John"




Patsy Ramsey's  
Requested Exemplars  
R 0082 (3<sup>rd</sup>) "John"

Represented are variations of 2 letter "k's"

The end of the k-stems have a foot that bends rightward, and the ending stroke of the letter "k's" finishes with a foot that bends leftward.

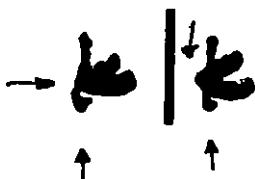
Ransom Note  
Line 35 "like"



Patsy Ramsey's  
Requested Exemplars  
R 0101 Line 44 "think"

The end of the k-stems have a foot that bends rightward, but the strokes that connect and are rightward to the k-stem look like a sideways "v."

Ransom Note  
Line 15 "make"



Patsy Ramsey's  
Requested Exemplars  
R 0101 Line 16 "taking"

Represented are variations of 2 letter "l's"

These letter "l's" bend leftward at the upper portion and finish with an upward stroke.

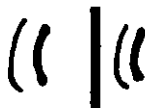
Ransom Note  
Line 32 "will"



Patsy Ramsey's  
Requested Exemplars  
R 0092 Line 2 "carefully"

These letter "l's" are bent and not straight as demonstrated in copybook form.

Ransom Note  
Line 15 "bills"



Patsy Ramsey's  
Requested Exemplars  
R 0023 Line 4 "will"

Represented is the letter "m"

These "m's" are have semi-pointed humps and finishes with a foot on the ending stroke.

Ransom Note  
Line 4 "small"



Patsy Ramsey's  
Requested Exemplars  
R 0071 "tomorrow"

Represented are variations of 3 letter "n's"

These lowercase "n's" end with a foot.

Ransom Note  
Line 34 "gentleman"



Patsy Ramsey's  
Requested Exemplars  
R 0074 "when"

The lowercase "n's in this examples are slightly angled on the upper right section of the hump and the last stroke finishes abruptly at the baseline.

Ransom Note  
Line 39 "being"



Patsy Ramsey's  
Requested Exemplars  
R 0097 (3<sup>rd</sup>) "Davenport"

These "n's" have a pointed top, resembling inverted "v's."

Ransom Note  
Line 2 "Listen"



Patsy Ramsey's  
Requested Exemplars  
R 0097 "Fambrini"

Represented are variations of 4 letter "o's"

This first "o" example shows that the ending stroke is straight, ending just below the initial starting point.

Ransom Note  
Line 40 "you"



Patsy Ramsey's  
Requested Exemplars  
R 0045 Line 27 "who"

This second example shows the initial stroke pointing rightward in the 1:00 position.

Ransom Note  
Line 52 "out"



Patsy Ramsey's  
Requested Exemplars  
R 0070 (1<sup>st</sup>) "country"

This example appears to have the ending stroke ending higher than the initial stroke, pointing towards the 12:00 position.

Ransom Note  
Line 24 "yqu"



Patsy Ramsey's  
Requested Exemplars  
R 0076 Line 17 "qver"

This variation has the ending stroke ending higher than the initial stroke, pointing towards the 11:00 position.

Ransom Note  
Line 44 "qr"



Patsy Ramsey's  
Requested Exemplars  
R 0072 (2<sup>nd</sup>) "authorities"

Represented are variations of 2 letter "p's"

These "p's" have a horizontal loop that looks like a sideways teardrop.


Ransom Note  
Line 28 "up"



Patsy Ramsey's  
Requested Exemplars  
R 0054 "proper"

These "p's" instead of having a rounded upper portion as in the typical copybook form, have a very squared upper portion.

Ransom Note  
Line 8 "possession"

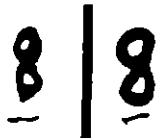


Patsy Ramsey's  
Requested Exemplars  
R 0036 "proper"

Represented is the lowercase letter "q"

These "q's" resemble the number "8."

Ransom Note  
Line 16 "adequate"



Patsy Ramsey's  
Requested Exemplars  
R 0045 "request"



Represented are variations of 3 letter "r's"

These lowercase "r's" end the rounded curve with a stroke dangling downward.

Ransom Note  
Line 3 "represent"



Patsy Ramsey's  
Requested Exemplars  
R 0050 "try"

These "r's" end not with a curved hump, but a straight horizontal stroke.

Ransom Note  
Line 24 "monitor"



Patsy Ramsey's  
Requested Exemplars  
R 0042 Line 2 "Switzerland"

These lowercase "r's" appear as if they could double as the letter "v."

Ransom Note  
Line 25 "early"



Patsy Ramsey's  
Requested Exemplars  
R 0024 (3<sup>rd</sup>) your"

Represented are variations of 3 letter "s's"

The "s's" in this example are compressed in the upper portion where copybook show a curve. In addition, the lower larger portion of the "s's" have a slight angle.

Ransom Note  
Line 41 "ghe"



Patsy Ramsey's  
Requested Exemplars  
R 0084 Line 8 "instructions"

These "s's" have a larger initial stroke on top, and a stunted smaller portion for the lower part of the "s." The final stroke of the "s's" ends with a stroke which that extends rightward.

Ransom Note  
Line 10 "instructions"



Patsy Ramsey's  
Requested Exemplars  
R 0074 "please"

The formations of these lowercase "s's" resemble a backward number 2.

Ransom Note  
Line 47 "die<sub>s</sub>"



Patsy Ramsey's  
Requested Exemplars  
R 0046 Line 5 "measur<sub>s</sub>"

Represented are variations of 5 letter "t's"

Note the first "t" in "try" and the second "t" in "instruct." At the base of these "t's" you will see a strong leftward, upward, angled stroke.

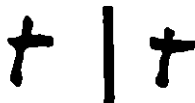
Ransom Note  
Line 52



Patsy Ramsey's  
Requested Exemplars  
R 0071 (2<sup>nd</sup>)

These "t's" have a t-bar that crosses high in the t-stem.

Ransom Note  
Line 53 "smar<sub>t</sub>"



Patsy Ramsey's  
Requested Exemplars  
R 0045 "thar<sub>t</sub>"

These t-stems end with a final stroke that goes up and rightward.

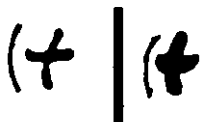
Ransom Note  
Line 62 "estim<sub>t</sub>"



Patsy Ramsey's  
Requested Exemplars  
R 0040 "wes<sub>t</sub>"

These t-stems are slightly bent.

Ransom Note  
Line 5 "no<sub>t</sub>"



Patsy Ramsey's  
Requested Exemplars  
R 0029 Line 19 "st<sub>and</sub>"

The top of these t-stems have a leftward bend at the top and a rightward curve at its base.

Ransom Note  
Line 17 "th<sub>e</sub>"



Patsy Ramsey's  
Requested Exemplars  
R 0045 "tak<sub>e</sub>"



EXHIBIT / ATTACHMENT

C

---

(To be scanned in place of tab)

**Ransom Note**

**Patsy Ramsey**

a

a

a

a

a

a

a

A

A

A

b

b

b

b

b

b

Ransom Note

Patsy Ramsey

C

C

e

e

d

d

d

d

d

d

Ransom Note

Patsy Ramsey

e

e

h

h

e

e

e

e

e

e

**Ransom Note**

**Patsy Ramsey**

f

f

f

f

g

g

g

g

h

h

h

h

h

h

**Ransom Note**

**Patsy Ramsey**

I

I

H

H

i

i

r

r

g

g

k

k

n

n



**Ransom Note**

**Patsy Ramsey**

L

L

l

l

m

m

n

n

n

n

n

n

**Ransom Note**

**Patsy Ramsey**

o

o

o

o

o

o

o

o

p

p

p

p

8

8

**Ransom Note**

**Patsy Ramsey**

5

5

7

7

r

r

s

s

n

n

u

u

Ransom Note

Patsy Ramsey

try

instruct

t

t

t

t

t

t

t

t

**Ransom Note**

**Patsy Ramsey**

U

U

U

U

V

v

Y

Y

Y

Y

Y

Y

size

size