



#### 4-24-15 Gasket Punch Updates

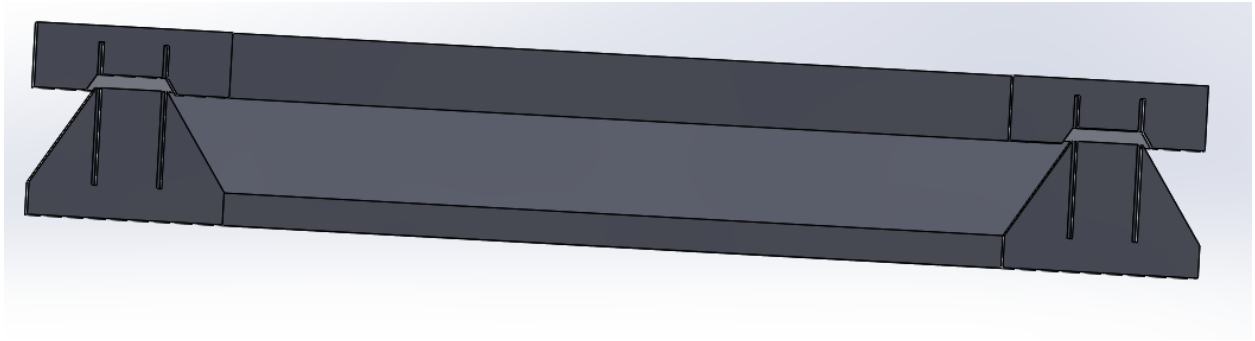
##### Features:

It proved too difficult to position the stainless steel strips in a curved punch, so the inside track is completely straight now. The punch also includes a negative side, which helps to put even more of a concentrated stress on the neoprene gasket. Works pretty well! Sharpening the stainless steel strips would probably yield an even better product.





Above: the negative part of the foam punch template



Above: a cutaway view of both positive and negative sides of the punch template. The foam gasket is sandwiched in between, with the stainless steel 'blades' fitting in the 4 slots. In the future if I needed to do this again, I would give more of a gap between the Plastic faces of each punch, to prevent tearing near the cutting sites.