


Changing Gears On Logan Manual Lathe



Back Gear
Hand Wheel


Back Gear Shift Knob

Spindle

When Trying to Accomplish the next Few Tasks if Lathe Will Not go in to Gear Smoothly Rotate the Spindle Manually and Gear Changes will be Much Easier

Switching Spindle Gear to Low

For Low Gear Back Gear Shift Knob Must be Pressed into the "IN" Position




Also for Low Gear the Back Gear Hand Wheel Must be in the "IN" Position



Switching Spindle Gear to High

For High Gear Back Gear Shift Knob Must be Pressed into the "OUT" Position



Also for High Gear the Back Gear Hand Wheel Must be in the "OUT" Position

