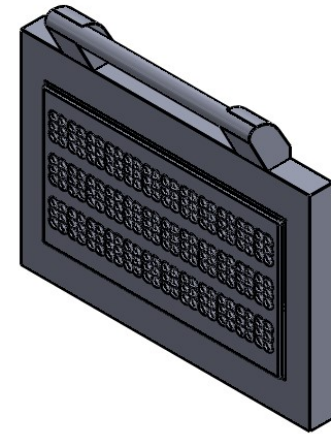
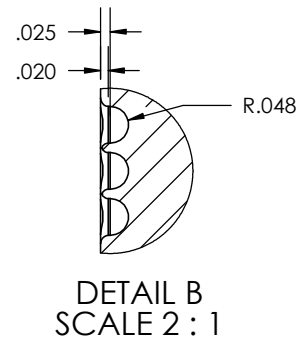
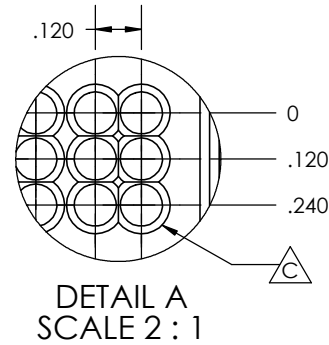
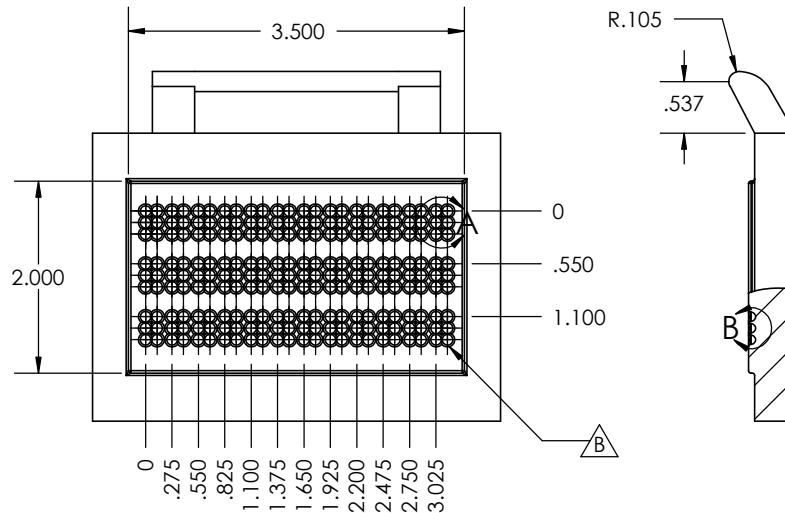
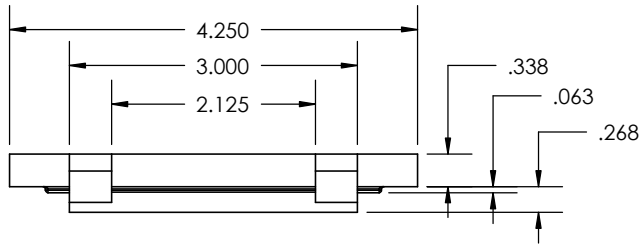


ITEM NO	PART NUMBER	DESCRIPTION	MATERIAL	VENDOR	VENDORN
1	00-02_STAMP	Cavity for indentors	PLA		

REVISIONS				
Rev	Description	DrawnBy	CheckedBy	Date
A	Initial Release	Reilly Neel	John Cosso	7/9/2020
B	Increasing the number of indentions across the width	RN	JC	7/9/2020
C	Decreased the size of the cavities for indentions	RN	JC	7/9/2020



<b>PROPRIETARY AND CONFIDENTIAL</b> THE INFORMATION CONTAINED IN THIS DRAWING IS THE SOLE PROPERTY OF UNIVERSITY OF IDAHO, ME DEPARTMENT. ANY REPRODUCTION IN PART OR AS A WHOLE WITHOUT THE WRITTEN PERMISSION OF UNIVERSITY OF IDAHO, ME DEPARTMENT IS PROHIBITED.		DIMENSIONS ARE IN INCHES THIRD ANGLE PROJECTION		PROJECT TITLE: <b>Prototype 2</b>
DEFAULT TOLERANCES: LINEAR: X.±.25 X.X±.1 X.XX±.01 X.XXX±.002		ANGLAR: X.± 2 X.X± 1 X.XX± 0.30'		UNIVERSITY OF IDAHO ME DEPARTMENT
DESCRIPTION: Cavity for indentors		FILE NAME/PART NUMBER: <b>00-02_STAMP</b>		SHEET: 1 OF 1 SCALE: 1:2
				REVISION: <b>C</b>

NOTES:

1. Designed to be 3D printed with PLA filement, dimensions are shown to illustrate tolerances used
2. Model takes into consideration shrinkrate as found by tests with Sindoh 3DWox1