



Strand Lighting

P R O D U C T D A T A

Cantata F

Fresnel spotlight giving a powerful soft-edged beam. Screw action focus provides a variable beam angle between 8.7° and 50.7°. Optional barndoors.

W 1200W V 230/240V ◀ 8.7° - 50.7° 5.8kg
 * 590 Lux ◀ 15m X 185 x 185mm 7.7kg
 0.081m³ ✓ EN60 598 2-17

Cat. No. Description

12034	Cantata F, 240V T29 lamp, 15A plug
12033	Cantata F, 230V T29 lamp, Schuko plug

Cantata PC

Powerful stage spotlight with a Prism-Convex lens giving a tighter spot and wider range of beam angles than a Fresnel. Screw action focus adjustment varies the beam angle from 4.5° - 52.7°. Optional barndoors.

W 1200W V 230/240V ◀ 4.5° - 52.7° 7.2kg
 * 490 Lux ◀ 20m X 185 x 185mm 9.1kg
 0.091m³ ✓ EN60 598 2-17

Cat. No. Description

12044	Cantata PC, 240V, T29 lamp, 15A plug
12043	Cantata PC, 230V, T29 lamp, Schuko plug

Cantata 11/26

Variable angle zoom profile spotlight with 11° - 26° beam angle for long-throws. Peak/flat field adjustment and four integral beam-shaping shutters in rotatable gate. Optional iris diaphragm or gobo holder.

W 1200W V 230/240V ◀ 11° - 26° 11kg
 * 1230 Lux ◀ 15m X 185 x 185mm 16.1kg
 0.146m³ ✓ EN60 598 2-17

Cat. No. Description

12054	Cantata 11/26, 240V, T29 lamp, 15A plug
12053	Cantata 11/26, 230V, T29 lamp, Schuko plug

Cantata 18/32

Variable angle zoom profile spotlight with 18° - 32° beam angle for medium-throw applications. Peak/flat field adjustment and four integral beam-shaping shutters in rotatable gate.

Optional iris diaphragm or gobo holder.

W 1200W V 230/240V ◀ 18° - 32° 12kg
 * 1190 Lux ◀ 15m X 185 x 185mm 15.1kg
 0.125m³ ✓ EN60 598 2-17

Cat. No. Description

12064	Cantata 18/32, 240V, T29 lamp, 15A plug
12063	Cantata 18/32, 230V, T29 lamp, Schuko plug

Cantata 26/44

Variable angle zoom profile spotlight with 26° - 44° beam angle for short-throw applications. Peak/flat field adjustment and four integral beam-shaping shutters in rotatable gate.

Optional iris diaphragm or gobo holder.

W 1200W V 230/240V ◀ 26° - 44° 12.8kg
 * 770 Lux ◀ 12m X 185 x 185mm 13.6kg
 0.111m³ ✓ EN60 598 2-17

Cat. No. Description

12074	Cantata 26/44, 240V, T29 lamp, 15A plug
12073	Cantata 26/44, 230V, T29 lamp, Schuko plug

Cantata Accessories

Cat. No. Description

41294	Additional T 29, 1200W, 240V lamp
41293	Additional T 29, 1200W, 230V lamp
41194	T19, 1000W 240V lamp
41193	T19, 1000W 230V lamp
18106	Barndoor, 4-leaf rotatable
18103	Iris, 18-leaf
18045	Holder for 'B' size gobo
18104	Additional colour frame, metal
18126	Additional 11°-26° lens tube
18132	Additional 18°-32° lens tube
18144	Additional 26°-44° lens tube
55001	Colour Call Scroller CCI
82010	Hook Clamp
82000	Safety cable, light duty (up to 16kg)

Photometric data

Typical performance based on TP29 1200W 240V lamp

Peak Distribution (Lux)

Throw (metres)	5	10	12.5	15	20	25	30
Fresnel (N)	5296	1325	847	590	330	211	
Fresnel (W)	710	180					
PC (N)	7826	1955	1252	870	490	310	
PC (W)	569	143					
11° - 26° (N)		2770	1770	1230	690	440	307
11° - 26° (W)		1300	830	580	325		
18° - 32° (N)		2670	1710	1190	670	425	296
18° - 32° (W)		1400	900	625	350		
26° - 44° (N)		1110	710	495	275		
26° - 44° (W)	2226	560	356	250			

A GUIDE TO SYMBOLS AND ABBREVIATIONS

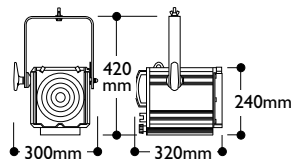
GENERAL W Supply voltage A Current rating in amps 5 Weight of product 6 Overall dimension of product 7 Packed weight 8 Packed volume 9 Compliance with safety standards. 10 Watts (maximum recommended) 11 Beam angle (Half-peak angles for Fresnels and PC. Field angles for profile spotlights). 12 Throw (usual working distance from subject in meters). * Illuminance (maximum Lux at throw distance stated with lamp recommended). 13 Gobo (Pattern) size. B = Continental 'B' size, 86mm dia, 64.5mm image 14 Colour filter frame size BS British Standard IP International Protection standard

I.2.I

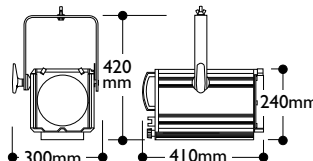
SPOTLIGHTS

CANTATA™ 1200W

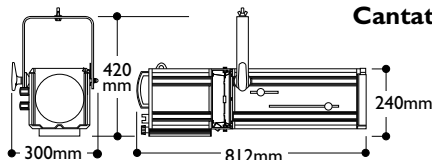
Cantata F



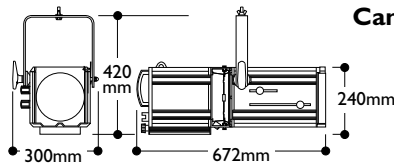
Cantata PC



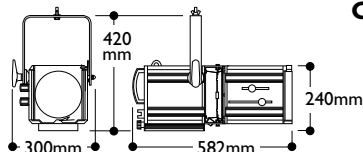
Cantata 11/26



Cantata 18/32



Cantata 26/44



- Most popular professional theatre spotlight range
- For theatres, concert halls and touring
- Range includes Fresnel, PC and three zoom profiles
- Profiles include rotatable gate assembly as standard
- New improved lens movement
- Easy access for lens cleaning
- Adjustment between peaky and flat field distribution
- Interchangeable lens tubes available
- T19 1000W lamp may be used
- Supplied in black finish with 1200W T29 lamp, colour frame, mounting fork with M10 wingnut and bolt, and detachable 1.5m cable with plug
- Available as either 240V version (with 240V lamp and 15A plug) or 230V version (with 230V lamp and Schuko plug)

Photometric data (continued)**Ø Beam Diameter (m) for Projected Throw in Metres**

Throw (metres)	5	10	12.5	15	20	25	30
Fresnel (N)	0.76	1.52	1.90	2.28	2.4		
Fresnel (W)	4.73	9.47					
PC (N)	0.4	0.78	0.98	1.17	1.3		
PC (W)	4.87	9.75					
11° - 26° (N)	0.96	1.92	2.40	2.88	3.85	4.81	5.77
11° - 26° (W)	2.30	4.61	5.77	6.92	9.23		
18° - 32° (N)	1.58	3.16	3.95	4.75	6.33		
18° - 32° (W)	2.86	5.73	7.16	8.60			
26° - 44° (N)	2.30	4.61	5.77	6.92			
26° - 44° (W)	4.04	8.08	10.1				

Peak Intensity, Half Peak and Cut-off

	1/2 Pk	1/10 Pk	Pk. Candelas
Fresnel (N)	8.7°	18.0°	132243
Fresnel (W)	43.9°	50.7°	17715
PC (N)	4.5°	8.7°	195652
PC (W)	47.0°	52.7°	14238

	1/2 Pk (Peaky)	Candelas (Peaky)	1/2 Pk (Flat)	Candelas (Flat)	Cut-off
11° - 26° (N)	6.3°	276776	13.2°	158669	11°
11° - 26° (W)	9.3°	130037	27.5°	50668	26°
18° - 32° (N)	8.6°	267232	18.2°	115244	18°
18° - 32° (W)	11.5°	140774	5.6°	28001	32°
26° - 44° (N)	13.9°	110949	23.8°	61001	26°
26° - 44° (W)	17.2°	55668	44.2°	20905	44°

For performance of any luminaire divide Candela by Distance²**Lamp data**

Specify Strand lamps for replacement purposes to the following specifications

Volts	230V	240V	230V	240V
Watts	1200W	1200W	1000W	1000W
Designation	T29	T29	T19	T19
Base	GX9.5	GX9.5	GX9.5	GX9.5
Lumens	29000	29000	21000	21000
Rated Life-Hours	400	400	750	750
Colour Temp	3050K	3050K	3050K	3050K

Electrical data

Supply voltage	230 volts or 240 volts 50/60 Hz
Max Lamp watts	1200W
Lamp Type/Base	T29 1200W GX9.5 base T19 1000W GX9.5 base.
Cable/Connection	1.5m toughened silicone rubber detachable power cable terminating in CEE22 angled power connection for connection to luminaire. (15A or Schuko plug shall be specified.) Conductors 3 x 1.5mm ² .
Standards Compliance	Designed to conform with EN 60 598 2-17.

The Company reserves the right to make any variation in design or construction to the equipment described. © Strand Lighting Ltd 1995. Strand™, Strand Lighting™ and Cantata™ are trade marks of Strand Lighting Limited and Strand Lighting Inc. Strand Lighting is a company within the Film & Television Division of The Rank Organisation Plc, United Kingdom. Country of origin United Kingdom.



London: Strand Lighting Ltd, Grant Way, Isleworth, Middlesex, TW7 5QD, United Kingdom. Tel: +44 (0)181 560 3171 Fax: +44 (0)181 568 2103

Wolfenbüttel: Strand Lighting GmbH, Salzbergstraße 2, 38302 Wolfenbüttel, Germany. Tel: +49 (0) 5331 3008-8 Fax: +49 (0) 5331 78883

Rome: Strand Lighting Srl, Via delle Gardenie 33, Pontina Vecchia Km 33,400, 00040 Pomezia-Roma, Italy. Tel: +39 (0) 6 914 7123 Fax: +39 (0) 6 914 7136

Brussels: Strand Lighting Ltd, Chaussée de Haecht 1801, 1130 Bruxelles, Belgium. Tel: +32 (0) 2 245 8686 Fax: +32 (0) 2 245 2235

Stockholm: Strand Lighting Ltd, Box 20105, Tappvägen 24, 161 02 Bromma, Sweden. Tel: +46 (0) 8 799 6950 Fax: +46 (0) 8 799 6954

ALSO FACILITIES IN: LOS ANGELES • NEW YORK • HONG KONG • MILANO • MUNICH • BERLIN

© Copyright Strand Lighting Limited October 1995

Environmental data

Max Operating Ambient Temp	45°C
Max Surface Temp	290°C
IP Rating	IP20
Tilt/Recommended angles of use	45° - 0 - 90°

Mechanical data

Paint/Finish	High temperature stoved epoxy powder coat in black.
Lamp House Construction	Pressure diecast aluminium rear panel, aluminium sides and slotted top panels for ventilation. Rear hinging extruded aluminium lampray retained by 1/4 turn fastener.
Lens Tube (Profiles):	Extruded aluminium side panels with pressed steel rear plate, steel top and bottom panels and diecast front panel with extruded aluminium colour runners. Pressed steel lens carriers mounted on diecast sliders running in extruded slot inside panel. Lens tube assembly mounted to gate assembly by four bolts into four keyhole slots and fitted/removed by twist action allowing easy exchange of lens tube. Spring device prevents accidental removal.
Rear Handle	Vertical, heat insulated handle on rear of lamp housing.
Mounting and Suspension	Mounting fork with M10 wingnut and bolt or DIN15560 mounting.

Weights and Dimensions

	F	PC	11/26	18/32	26/44
Weight	5.8kg	7.2kg	12.8kg	12.0kg	11.0kg
Length	320mm	410mm	812mm	672mm	582mm
Width	300mm	300mm	300mm	300mm	300mm
Height	420mm	420mm	420mm	420mm	420mm
Packed weight	7.7kg	9.1kg	16.1kg	15.1kg	13.6kg
Packed length	530mm	600mm	960mm	820mm	730mm
Packed width	390mm	390mm	390mm	390mm	390mm
Packed height	390mm	390mm	390mm	390mm	390mm
Filter Cut Size	185 x 185mm				
Colour Runner	185mm ² DIN size metal colour frame fits integral diecast runners with retention spring for single handed insertion and removal.				

Optical system

Profiles	Light collimated through gate using near ellipsoidal reflector of polished anodised aluminium. Image at gate projected using two plano-convex lenses.
F & PC	Lamp filament placed on focal point of hemispherical reflector projects rays towards single lens. Distance between lamp/reflector carriage and lens is adjustable.
Reflector	Profiles: 150mmØ near ellipsoidal reflector of high reflectivity anodised aluminium. Fresnel & PC: 115mmØ edge masked hemispherical reflector of high reflectivity anodised aluminium.
Lens(es)	11/26 18/32 26/44 178 & 120mmØ 178 & 120mmØ 152 & 100mmØ Lenses of heat resistant clear borosilicate glass mounted on diecast aluminium carriers which slide smoothly in extruded slot. F: 150mmØ Fresnel lens of heat resistant borosilicate glass behind 25mm mesh guard. PC: 150mmØ prism convex lens of heat resistant borosilicate glass behind 25mm mesh guard.
Gobo Size	B

Operational data

Lamp Access	Rearward hinging lampray provides access after removal of power cable and is retained by a 1/4 turn fastener.
Lens Access	Profiles: Sliding top covers open for complete access to lenses for cleaning and maintenance. F & PC: Access through hinging lampray.
Focus Adjustment	Profiles: Lens position adjusted by handles at side of lens tube. Focus setting indication is provided. F & PC: Rotary control of focusing is provided by rear mounted knob.
Field Adjustment	Profiles: Peaky to flat field adjustment is by rotary knob on rear panel.
Lamp Alignment	Profiles: Alignment of lamp on optical axis is by two screwdriver adjustments on rear panel.
Beam Shaping	Profiles: Four removable beam shaping shutters of steel alloy and fitted in diecast gate assembly which is rotatable through 360°. 18-leaf iris and Gobo holder available as accessory. F & PC: By four-way barndoor (optional accessory).
Tilt	Adjustment by means of pivots on either side of fork, locked by T-handle on interlocking spring cup and disk mechanism.
Pan	Pivot around M10 bolt through centre of fork, or using DIN 15560 mounting.